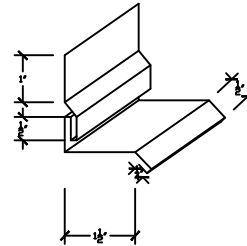
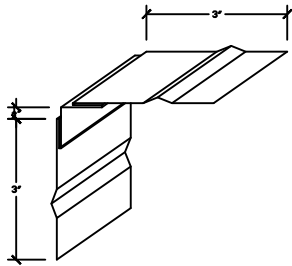


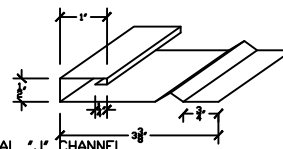
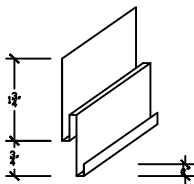
1 INSIDE CORNER FLASHING
15 1/4" WIDE SHEET STOCK BEFORE FOLDS

2 OUTSIDE CORNER - 3 PIECE (CONSISTS OF 1 CAP AND 2 CHANNELS)
15 1/4" WIDE SHEET STOCK BEFORE FOLDS



3 OUTSIDE CORNER - 1 PIECE
9 1/2" WIDE SHEET STOCK BEFORE FOLDS


4 TYPICAL WINDOW HEAD FLASHING
5 1/8" STOCK



5 TYPICAL FALSE STARTER
3 3/4" STOCK

6 TYPICAL "J" CHANNEL
(WALLS, WINDOWS, DOORS, SOFFITS) 5 1/8" STOCK

Typical Wall Flashing Details

	<p>*STAINLESS COLORS</p> <p>NATURAL, PEWTER, WHEAT, BRONZE, BLUE, SLATE, BRONZE-GOLD, BURGUNDY, PURPLE-BLUE, PEACOCK, BLUE-GREEN, CHARCOAL (#4/SCOTCHBRITE FINISH ONLY)</p>	<p>GA. AVAILABLE</p> <p>28 GAUGE (.015")</p>	<p>MATERIALS</p> <p>STAINLESS STEEL + ZALMAG®</p>	<p>FINISH</p> <p>STAINLESS: BRIGHT (BA), MILL (2B) ZALMAG: NATURAL, PRE-PATINA II, KUJANI GREEN, BARNA BRONZE</p>
			<p>SIZES AVAILABLE</p> <p>10' Standard Length</p>	
	<p><small>*The physics of Light Interference Color (LIC) prevent colored stainless steel from being 100% uniform</small></p>			